



Netskope Advanced Analytics

VISUALIZE

INVESTIGATE

ADAPT

Get the complete picture of your organization's risk

Understanding where the risk lies in your organization requires analyzing data about the applications and security measures in use. However, today's application surface area extends beyond the enterprise and includes the cloud and web as well. As a result, it has become incredibly difficult and time-consuming for security teams to deliver clear analytics about the organization's efforts to protect users and data.

TOP USE CASES

Identify sources of risk

Understand where the risk is in your organization's cloud and web in order to make data-driven decisions with your security program.

Learn and share analytics on cloud and web behaviors

Deliver the insights that your stakeholders need, in a format suitable for the intended audience.

Take action to protect users and data

Manage your security efforts by measuring the current state of key performance indicators and monitor changes over time.

Product Overview

Netskope Advanced Analytics is an interactive big data analytics solution that provides organizations with a 360° view of their cloud risk posture covering applications, users, and data within the Netskope UI.

It provides security operations teams with the ability to quickly measure and analyze their organization's cloud and web use. Tap into the power of the Netskope Security Cloud to draw out rich insights about your application usage, exposure to risk, and the effectiveness of your security program. Using intuitive, purpose-built tools that natively report on cloud and web use metadata, your security team can get the information they need, spot trends, zero in on areas of concern, and dive into the details.

With Netskope Advanced Analytics, make informed decisions with the data that you need, formatted in a manner that is consumable with management and application owners. Reports are easily customizable to meet the requirements of your organization.



Predefined dashboards

Includes predefined dashboards for operations & executive management. Pre-built dashboards can be further customized and tailored to the specific needs for different stakeholders in your organization. Helps your security teams stay on the same page with management, by relating the organization's security situation and risk assessment in plain talk.

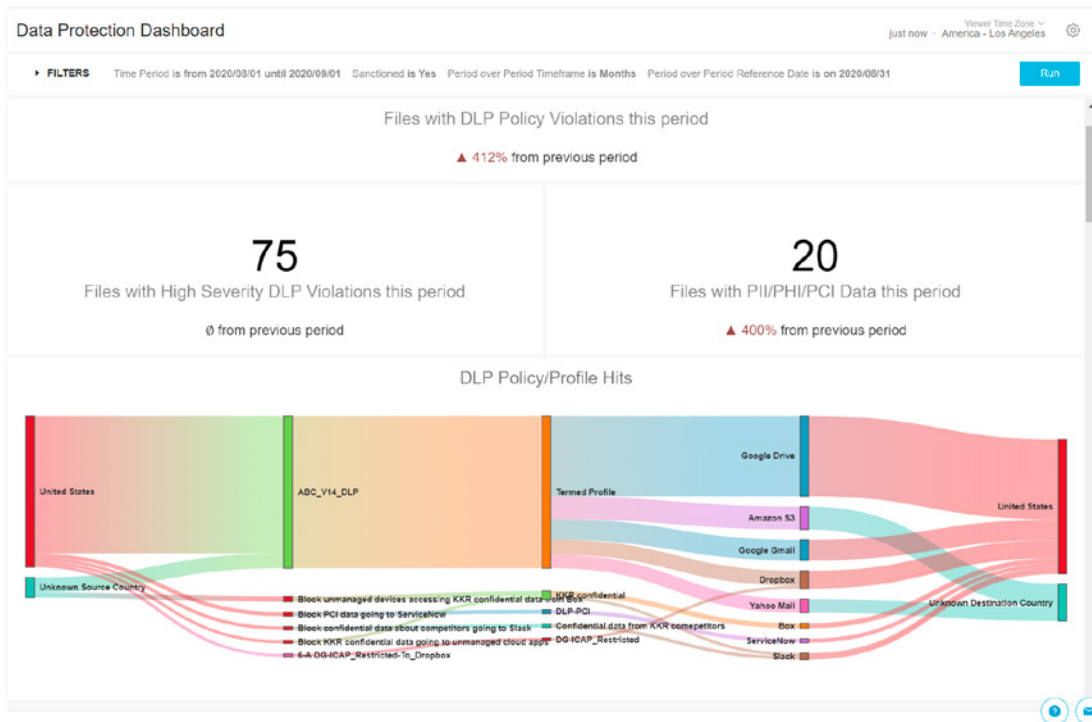


Custom Analytics

Build your own custom dashboards with complete flexibility using 500+ data fields logged for events & alerts. Events & alerts data include details about site, application, instance, user, activity, file, source/destination, and more. Numerous visualization options to see data in different ways, including: Bar, Pie, Area, Trend lines, Table, Pivots, Scatter plots, and GeoMap.

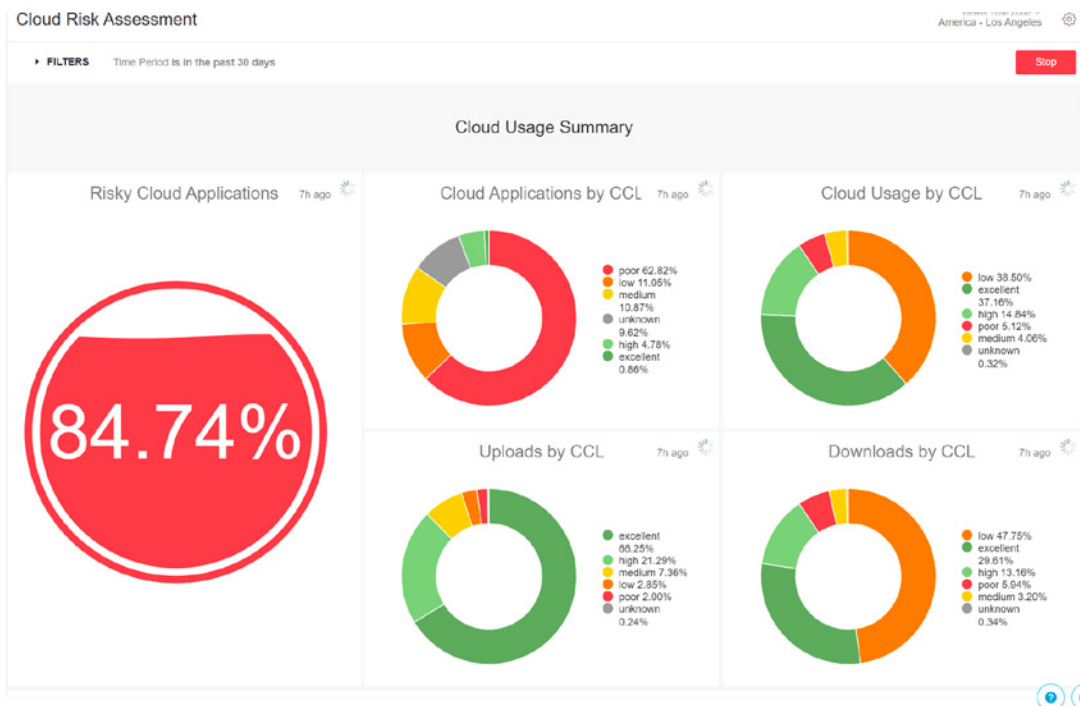
Data Protection Dashboard

Know where your data is, the risks associated with the applications that your organization is using, and the effectiveness of security policies across the data protection capabilities of the Netskope Security Cloud.



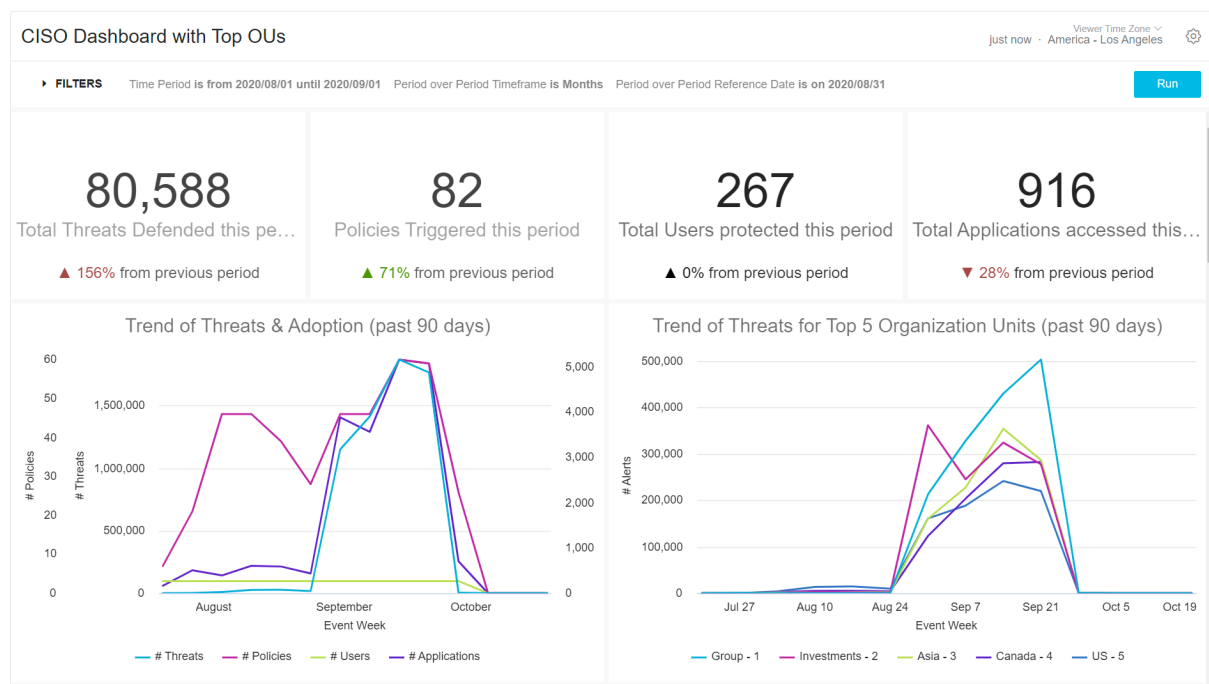
Cloud Risk Assessment

The applications that your organizations use can change overnight, so you need informed assessments of what's happening. Monitor application adoption, identify the potential for risk, and implement appropriate security policies for safe adoption in conformance with your business needs.



CISO Dashboard

Get an overview of the key performance indicators of your security program. Designed to be easy to understand in order to keep executive management informed on the organization's security posture.



Benefits

Prioritize your security efforts

Make data-driven security decisions based on a crystal clear understanding of what's important. With Netskope Advanced Analytics, you can pinpoint where your team should apply their time and energy.

Work efficiently

Save time and reduce effort by getting answers using tools designed to deeply interpret the rich visibility of the Netskope Security Cloud, and navigate the relationships within the metadata.

Measure your progress and improvement

Monitor the effectiveness of your security program by finding issues from the summary reports, dig into the investigation to extract the details, and learn where you need to make adjustments. Share results throughout the organization on the value of using Netskope to stay on top of your program.

Features

	Advanced Analytics	Standard Reporting
Data Availability		
Analytics on summary data	✓	✓
Analytics on detail data	✓	
Slice & dice events & alerts	✓	✓(limited)
# of attributes available for analysis	500+	40
Report on API protection, incidents, policies, and CSA data sets	✓	
Report on Active Directory data & custom attributes	✓	
Visualizations		
Bar, Pie, Table, Trend	✓	✓
Area, Pivots, Scatterplots, GeoMap	✓	
Sankey, Treemap, Gauge, and more	✓	
Dashboards		
Predefined dashboards	Extensive library of predefined dashboards for use cases (data protection, threat prevention) and	10
Cloud Risk Assessment Report	✓	
Executive/CISO dashboards	✓	
Data Protection & Threat dashboards	✓	
Cloud Usage dashboards	✓	✓
Interactive widgets with drill down	✓	
Customizable predefined widgets/dashboards	✓	✓
Other Features		
Export formats	Excel, Text, CSV, PDF	CSV, PDF
Scheduling / Sharing	✓	✓
Simplified report building	✓	
Custom fields, table calculations, custom filters, multiple sort options	✓	

The Netskope Difference

Data-centric

The rapid adoption of cloud apps, services, and mobile devices has resulted in data going to places where traditional security technology is blind. Netskope takes a data-centric approach to cloud security, following data everywhere it goes. From data created and exposed in the cloud to data going to unmanaged cloud apps and personal devices, Netskope protects data and users everywhere.

Cloud-smart

Cloud usage dominates the web, with cloud services making up the majority of enterprise web traffic. Securing this environment, without slowing down the business, demands a new security model based on contextual knowledge of the cloud. Netskope enables you to take advantage of our intimate, contextual understanding of the cloud to apply effective security controls that enable you to safely use the cloud and web.

Fast

When it comes to security, performance and scale are often the biggest challenges. Reliance on the public Internet to deliver inline security causes performance challenges, and an appliance-based approach to deploying security does not scale. Netskope delivers real-time, cloud-native security, without the traditional performance trade-off. As we continue to build one of the world's largest and fastest security networks, you can be certain your security is always on, always present, and never a roadblock.



The Netskope security cloud provides unrivaled visibility and real-time data and threat protection when accessing cloud services, websites, and private apps from anywhere, on any device. **Reimagine your perimeter.**